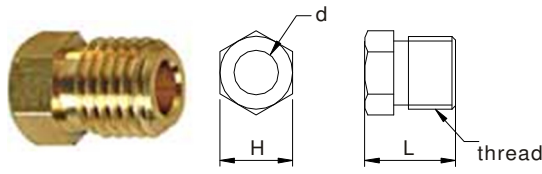
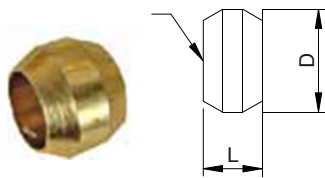


## Compression Bushing




Model	Bore	d	L	Outer-thread	H	Weight(g)
PA-4	Ø4	Ø4.1	12	M8xP1.0	8	3
PA-6	Ø6	Ø6.1	12.5	M10xP1.0	10	4
PA-8	Ø8	Ø8.1	14	M14xP1.5	14	9
PA-10	Ø10	Ø10.1	15	M16xP1.5	16	12
PA-12	Ø12	Ø12.1	16	M18xP1.5	19	16

## Compression Sleeve



Model	Bore	d	D	L	Weight(g)
PB-4	Ø4	Ø4.1	Ø6	4.6	0.3
PB-6	Ø6	Ø6.1	Ø8	4.6	0.6
PB-8	Ø8	Ø8.1	Ø11	7	2
PB-10	Ø10	Ø10.1	Ø13.5	8	3
PB-12	Ø12	Ø12.1	Ø16	9	4

## Connector Insert



Model	Bore	A	B	C	D	E
P0-4	Ø4	10	1.6	2.2	0.5	4
P0-401	Ø4	10	1.7	2.5	0.5	4
P0-403	Ø4	10	1.6	2.1	0.5	4
P0-6	Ø6	11	3.4	4	0.5	6
P0-601	Ø6	12	3.6	4.2	0.5	6
P0-8	Ø8	15	4.7	5.4	0.5	8

## Compression Nut



Model	Inter-thread	Weight(g)
PR-08	M8xP1.0	4