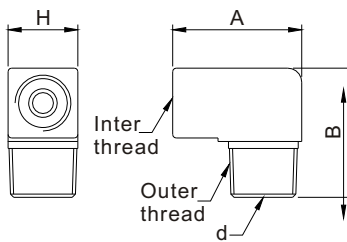


# Elbow Adapter

PH400



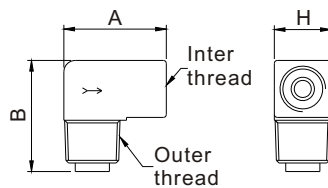
Model	Bore	d	A	B	H	Inter-thread	Outer-thread	Weight(g)
PH-400	Ø4	Ø3	18	18	10	M8xP1.0	Ø5.8-6.2	13
PH-401	Ø4	Ø4	18	18	10	M8xP1.0	PT1/8	13
PH-402	Ø4	Ø5	20	21	14	M8xP1.0	PT1/4	32
PH-601	Ø6	Ø4	20	20	12	M10xP1.0	PT1/8	20
PH-602	Ø6	Ø5	20	21	14	M10xP1.0	PT1/4	29
PH-801	Ø8	Ø4	26	29	17	M14xP1.5	PT1/8	52
PH-802	Ø8	Ø6	26	29	17	M14xP1.5	PT1/4	56
PH-803	Ø8	Ø8	26	29	17	M14xP1.5	PT3/8	59
PH-1002	Ø10	Ø7	29	31	19	M16xP1.5	PT1/4	70
PH-1003	Ø10	Ø8	29	31	19	M16xP1.5	PT3/8	76
PH-1202	Ø12	Ø7	33	34	21	M18xP1.5	PT1/4	91
PH-1203	Ø12	Ø10	33	34	21	M18xP1.5	PT3/8	95

### Special Items

Model	Bore	d	A	B	H	Inter-thread	Outer-thread	Weight(g)
PH-406	Ø4	Ø2	18	18	10	M8xP1.0	M6xP0.75	13
PH-4061	Ø4	Ø2	18	18	10	M8xP1.0	M6xP1.0	12
PH-408	Ø4	Ø3	18	18	10	M8xP1.0	M8xP1.0	13
PH-410	Ø4	Ø4	20	20	12	M8xP1.0	M10xP1.0	15
PH-6061	Ø6	Ø2	20	20	12	M10xP1.0	M6xP1.0	20
PH-608	Ø6	Ø3	20	20	12	M10xP1.0	M8xP1.0	20
PH-610	Ø6	Ø4	20	20	12	M10xP1.0	M10xP1.0 TAP	22

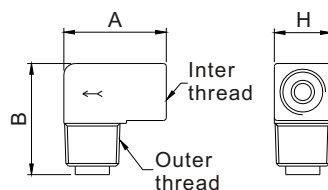
Model	d	A	B	H	Inter-thread	Outer-thread	Weight(g)
PH-101	Ø4	20	20	12	PT1/8	PT1/8	17
PH-102	Ø5	19.5	21	14	PT1/8	PT1/4	30
PH-201	Ø4	26	29	17	PT1/4	PT1/8	47
PH-202	Ø6	26	29	17	PT1/4	PT1/4	50
PH-203	Ø8	26	29	17	PT1/4	PT3/8	56
PH-303	Ø10	33	34	21	PT3/8	PT3/8	91

## One-Way Flow Elbow Adapter



Model	Bore	d	A	B	H	Inter-thread	Outer-thread	Weight(g)
PH-4011	Ø4	Ø4.9	18	19.5	10	M8xP1.0	PT1/8	11
PH-6011	Ø6	Ø4.9	20	21.5	12	M10xP1.0	PT1/8	14

## Reverse Flow Elbow Adapter



Model	Bore	d	A	B	H	Inter-thread	Outer-thread	Weight(g)
PH-4012	Ø4	Ø4.9	18	19.5	10	M8xP1.0	PT1/8	11
PH-6012	Ø6	Ø4.9	20	21.5	12	M10xP1.0	PT1/8	14

※ In millimeter unless otherwise stated.